

USCIS H-1B ONLINE REGISTRATION FOR REGISTRANTS



February 2021

With a USCIS online account, you can file certain applications and petitions and submit registrations online and track their status.

Prospective petitioners seeking to file H-1B cap-subject petitions, including those filing for beneficiaries eligible for the advanced degree exemption, must first electronically register with USCIS.

Submitting an H-1B registration requires one of two types of USCIS online accounts. The appropriate type depends on the submitter's role:

- Representatives will use the same type of representative account that is already available and may use an existing account.
- Prospective petitioners submitting their own registrations (U.S. employers and U.S. agents, collectively known as "registrants") will use a "registrant" account that will be available beginning March 2 at noon.

There is a \$10 registration fee to register each beneficiary for the H-1B selection process. However, the USCIS online account itself is free.

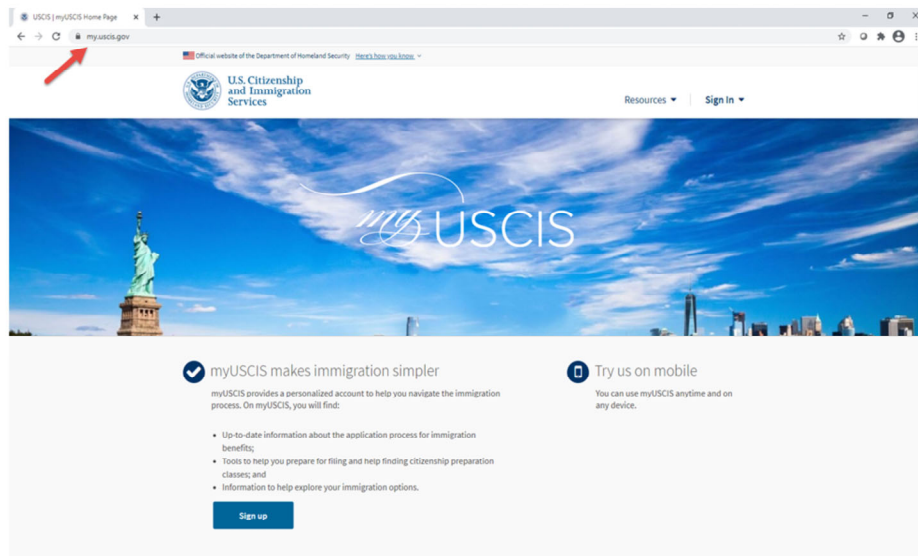
During today's presentation, we will show you how to create a registrant account, how to submit an electronic H-1B registration on behalf of a beneficiary, and how to pay the fee for each registration submitted, whether separately or in a batch.

When filing online, you can be sure that:

You filled out all the required parts of the registration;
You will receive an online confirmation once USCIS receives your registration.
You will also be able to:

Receive automatic updates concerning your registration; and
Conveniently and securely pay registration fees online.

USCIS ONLINE ACCOUNT CREATION



myUSCIS Overview - slide 2

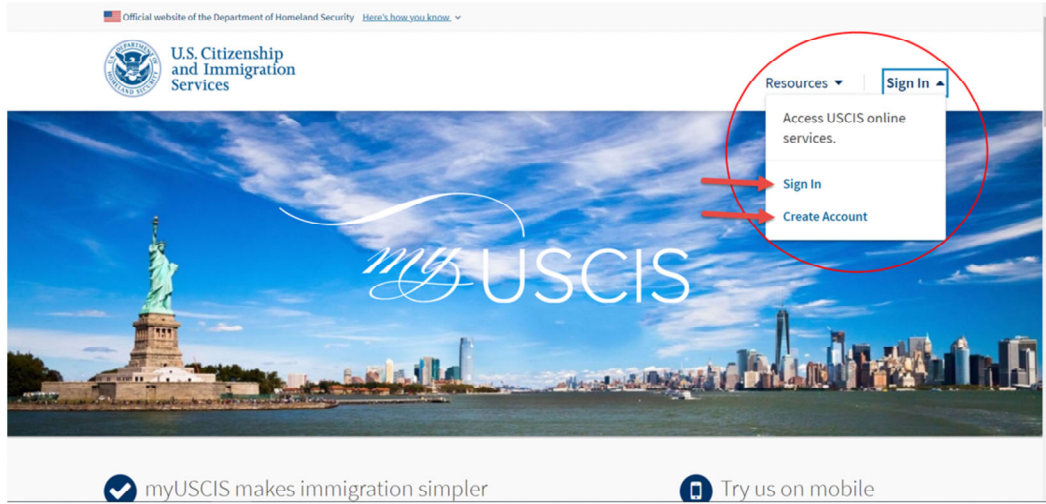
This is the myUSCIS homepage. You begin your registration process here by entering my.uscis.gov into the address bar of your browser.

myUSCIS is an online portal that serves as a one-stop shop for immigration information, various tools, and resources to help applicants and registrants navigate the immigration process.

It is accessible any time at my.uscis.gov from any mobile device or desktop computer.

We continue to improve the experience and design, so please don't be alarmed if in the coming weeks and months you notice some tweaks to what you see today. The overall process will remain the same.

USCIS ONLINE ACCOUNT CREATION



USCIS Online Account Creation - slide 3

You must create a free myUSCIS account in order to complete the H-1B electronic registration process and pay the associated fee.

If you already have an account, you can access your account login directly from my.uscis.gov by clicking the "Sign In" button in the top right corner. If you do not have an account, you can create one by clicking the "Create Account" button in the top right corner.

For the purposes of this presentation, I am going to be a new user so that we can go through the process of creating a new online account.

I will start by clicking the "Create Account" button in the top right corner. You can also click the blue "Sign up" at the bottom of the page.

USCIS ONLINE ACCOUNT CREATION

A screenshot of the USCIS online account creation page. The page is titled "Sign Up" and includes a "Sign Up" button circled in red. The page also features a "Sign In" link and a "Legal" section with links to "Department of Homeland Security Consent", "DHS Privacy Notice", "Paper Reduction Act Burden Disclosure Notice", and "Terms of Use". The page is part of the "Official website of the Department of Homeland Security".

USCIS Online Account Creation – slide 4

Once I click on the “Create Account” button, the system will prompt me to enter an e-mail address. Users should use a unique e-mail address, and not one that is shared.

I will then confirm my e-mail address and click sign up again.

When you create your account, the system will send you a notification to your e-mail asking you to confirm your myUSCIS account request.

From your email, you will click on the link...

USCIS ONLINE ACCOUNT CREATION



Official website of the Department of Homeland Security

A screenshot of the "Create a Password" page on the USCIS website. The page has a dark blue header with the USCIS logo and the text "U.S. Citizenship and Immigration Services". Below the header, the title "Create a Password" is displayed. A message states: "Your password must be between 8 and 64 characters, and can contain letters, numbers, special characters and emojis." There is a "Password Tips" button. Below that is a "Password" label and a text input field with a "Show Password" link. A "Password strength" indicator is shown as a series of five bars. Below that is a "Password confirmation" label and another text input field with a "Show Password" link. At the bottom is a dark blue "Next" button.

USCIS Online Account Creation - slide 5

The system will redirect you to the “Create a Password” page, where you will need to enter and then confirm your own password for the account. Passwords must be between 8 and 64 characters and can contain letters, numbers, and special characters.

USCIS ONLINE ACCOUNT CREATION



Two-Step Verification Method

Every time you log in, you will be given a verification code. What is your preferred method to receive your verification code?

- Use an Authentication App**
Retrieve codes from an authentication app (such as Authy or Google Authenticator) on your mobile device. [What is an Authentication App?](#)
- SMS Text Message**
Receive a text message to your mobile device when signing in.
- Email**
Receive an Email when signing in.
You can use most Time-Based, One-Time Password (TOTP) applications for added security, which will ask you to enter a unique verification code generated by the selected application on your mobile device.

USCIS advises that you read the privacy policies of any application you use, especially if you share any personal information. USCIS is not responsible for the information collection practices of non-USCIS applications.

[Submit](#)

USCIS Online Account Creation - slide 6

The system will then take you to the Two-Step Verification Method page.

To secure your account, we use a two-step verification process for login. Every time you log in, in addition to entering your password, you will also need to enter a short verification code. Here you can select how you wish to receive that code.

USCIS ONLINE ACCOUNT CREATION



Official website of the Department of Homeland Security

888.324

U.S. Citizenship and Immigration Services

Two-step verification successful.

Provide Password Reset Answers

Set five security questions. You must remember the answers to these questions if you ever need to reset your password.

Question #1
What is the last name of your favorite childhood teacher?

Question #1 Response

Question #2
In what city/town did you meet your spouse?

Question #2 Response

Question #3
What is the name of the company of your first paid job?

Question #3 Response

USCIS Online Account Creation – slide 7

The system will then ask you to provide password reset answers. You must select five security questions that will be used to determine your identity should you ever need to reset your password.

H-1B ACCOUNT TYPE

**IMPORTANT
REMINDER:
Choose the
H-1B Registrant
account type.**

Account Type

Select an account type:

- I am an applicant, petitioner, or requestor.
 - USCIS only offers certain benefit types for online filing. Please refer to uscis.gov for further guidance.
 - You cannot file an H-1B Registration with this account type.
- I am a Legal Representative.
 - I am an attorney eligible to practice law in the United States.
 - I am an accredited representative of a qualified organization that is recognized by the Department of Justice in accordance with 8 CFR part 1292.
- I am an H-1B registrant.
 - A registrant account can be used only to submit H-1B Registrations.
 - If you are an attorney or accredited representative that requires the submission of a Form G-28 and are submitting H-1B Registrations on behalf of an H-1B employer or agent, you must use a Legal Representative account.

[Next](#)

H-1B Account Creation - slide 8

The next page that you will see is the account type page where you will choose your account type: “I am an applicant, petitioner, or requestor”; “I am a legal representative”; or “I am an H-1B registrant.”

I will select “I am an H-1B registrant” and then click Next.

A registrant is the prospective petitioning individual, company, entity, or organization submitting a registration into the selection process for a beneficiary who is a prospective H-1B nonimmigrant worker.

H-1B REGISTRATION



H-1B Registrations

Account Settings

H-1B Registrations

The H-1B Registration period is open.

- The H-1B Registration period will open from noon Eastern Time on March 9, 2021 to noon Eastern Time on March 25, 2021.
- Submitting a H-1B Registration does not guarantee an H-1B Visa.
- H-1B Registrations will NOT be accepted through the U.S. Postal Service.

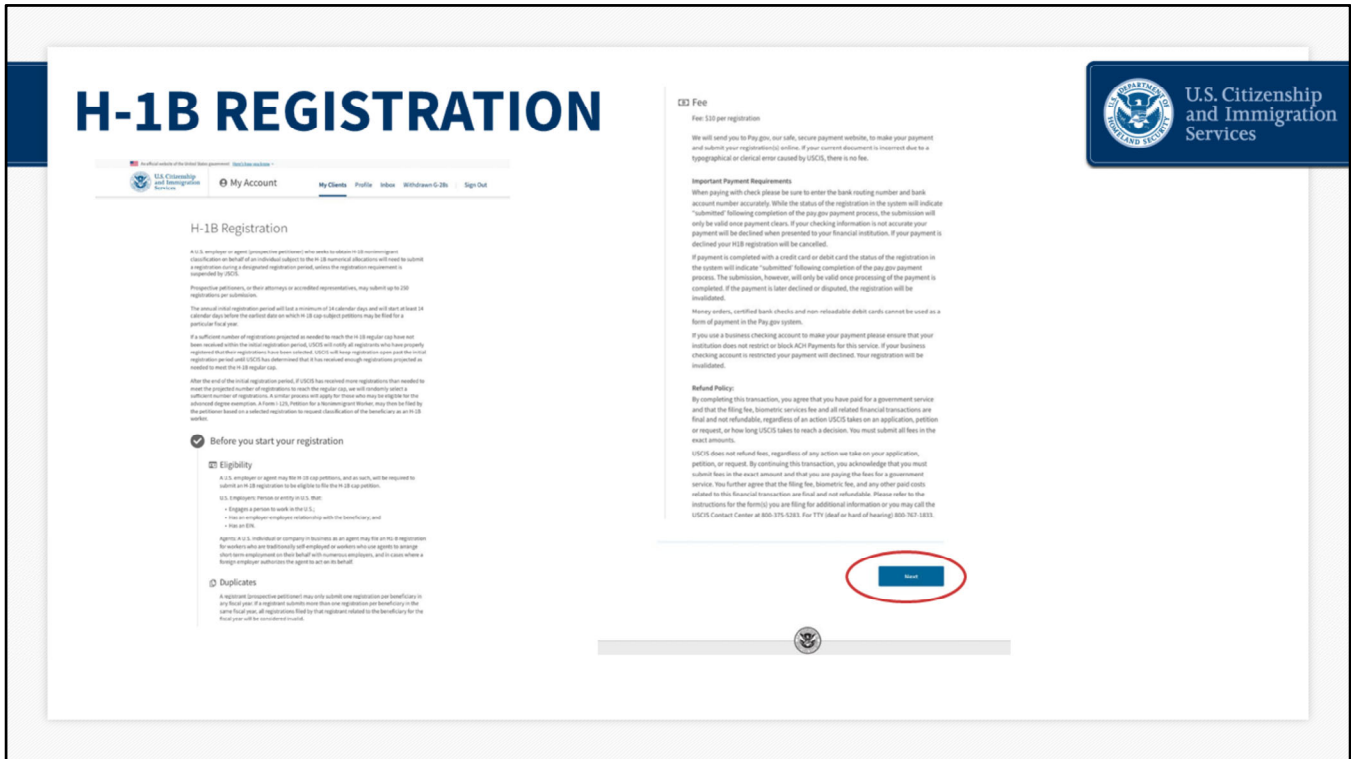
[File a registration](#)

H-1B Registration– slide 9

So now we will start the registration.

Click “File a registration,” to begin.

On this page you will have the option to enter your representative passcode, if applicable, to sign any G-28s prepared for you by your attorney or representative.



H-1B Registration– slide 10

After you click “File Registration,” you will see the H-1B registration overview page. It provides an overview of the H-1B registration requirement, selection process, eligibility requirements, and \$10 fee per registration.

Please note that if you pay by check and your payment fails, your registration will be invalidated and your status will change from “Submitted” to “Invalidated - Failed Payment.” You will receive a failed payment notice.

The page also notifies you that you may submit only one registration per beneficiary in any fiscal year. If you submit more than one registration per beneficiary in the same fiscal year, all registrations submitted by or on behalf of your company or entity for this particular beneficiary will be considered invalid and deleted from the selection process.

Only registrations filed by or on behalf of your company or entity for this beneficiary will be deleted from the selection process. If you properly submitted other registrations for different beneficiaries, these valid registrations will remain in the system for the selection process.

You have until March 25, while the initial registration period is still open, to log into your account, review all of your H-1B registrations and delete any duplicate registrations.

You can submit registrations for up to 250 beneficiaries as part of one payment and

submission. If you wish to register more than 250 beneficiaries, simply repeat this submission and payment process again.

Although you can only submit registrations for up to 250 beneficiaries at a time, there is no overall limit on the total number of registrations you can submit per employer/agent.

Click the “Next” button after you review all of the information on this page.

H-1B REGISTRATION

U.S. Citizenship and Immigration Services

My Account My clients Profile Inbox Withdrawn G-285 Sign Out

Completing your registration online

- We will automatically save your responses**
We will automatically save your information when you select next to go to a new page or navigate to another section of the registration system. We will save your draft information until the registration period closes.
- How to continue filling out your registration**
After you start your registration(s), you can exit and sign in to your account again to continue where you left off.

DHS Privacy Notice
AUTHORITY: The information requested on this form is collected under the Immigration and Nationality Act sections 204(c)(2)(D)(i)(II) and 214(a), (c)(1), (g), (h), (i), (j), (k), (l), (m), (n), (o), (p), (q), (r), (s), (t), (u), (v), (w), (x), (y), and (z), and the regulatory authority under 8 Code of Federal Regulations 101.1-106.

PURPOSE: The primary purpose for providing the requested information on this form is to register prospective beneficiaries for the annual H-1B cap selection process. DHS uses the provided information to select a projected number of registrations needed to generate a sufficient number of H-1B cap petitions to reach the annual H-1B numerical limitation, including the advanced deposit exemption, and associate selected registrations with subsequent Part II H-1B cap petitions, unless the registration requirement is waived. A prospective petitioner must have a selected registration to be eligible to file an H-1B cap petition for the named beneficiary.

DISCLOSURE: The information you provide is voluntary. However, failure to provide the requested information may preclude you from filing an H-1B cap petition on the named beneficiary's behalf.

ROUTINE USES: DHS may share the information you provide on this form and any additional required evidence with other federal, state, local, and foreign government agencies and authorized organizations. DHS fulfills approved routine uses described in the associated published system of records notices (DHS OIGIS-001 Results Information System) and the published privacy impact assessment (DHS OIGIS-001 H-1B Registration Final Rule) which you can find at www.dhs.gov/privacy. DHS may also share this information, or registration, for law enforcement purposes or in the interest of national security.

Paperwork Reduction Act
An agency may not conduct or sponsor information collection and a person is not required to respond to a collection of information unless it displays a currently valid OMB control number. The public reporting burden for this collection of information is estimated to average 30 minutes per response, including the time for reviewing instructions, gathering the required information, completing the application, preparing statements, and submitting the application electronically. Send comments regarding this burden estimate or any other aspect of this collection of information, including suggestions for reducing this burden, to:

U.S. Citizenship and Immigration Services
Office of Policy and Strategy, Regulatory Certification Division
6052 Woodlawn Drive, Hall Room 6100
Camp Springs, MD 20746-0009

Do not mail your completed H-1B registration to this address.
OMB No. 1615-0144
Expires 07/2022

Security Reminder
If you do not work on your form for more than 30 days, we will delete your data in order to prevent storing personal information indefinitely.

Back Start

U.S. Citizenship and Immigration Services

f t in @ y e

H-1B Registration– slide 11

The next H-1B overview page provides you with instructions on how to continue filling out your H-1B registration or registrations, should you need to sign out of your account and complete the draft at a later time.

The page also provides a copy of the DHS Privacy Notice and an overview of the Paperwork Reduction Act.

Click “Start” to proceed.

REGISTRANT INFORMATION



U.S. Citizenship and Immigration Services

My Account My Clients Profile Inbox Withdrawal G-28s Sign Out

About Registrant About beneficiary Review and Submit

Employer/beneficiary Authorized agency

What is the legal name of the prospective petitioning company or organization?
If filing as an individual prospective petitioner, provide the individual's legal name.

What is the Doing Business As name of the prospective petitioning company or organization?
Doing Business As (DBA) name is the operating name of a company, as opposed to the legal name of the company.

The prospective petitioning company or organization does not have a Doing Business As name.

What is the employer identification number (EIN) of the prospective petitioning company or organization?
If filing as an individual prospective petitioner, provide the prospective petitioner's Individual IRS Tax Number (SSN or ITIN).

What is the primary U.S. office address of the prospective petitioning company or organization?
USCIS notices will not be mailed to this address.

Address Line 1
Street number and name

Address Line 2
Apartment, suite, unit, or floor

City or town State ZIP code

Back Next

U.S. Citizenship and Immigration Services

Registrant Information – slide 12

“About Registrant” is the first tab you will see when you start to fill out the registration.

You will begin by entering information for you, the prospective petitioner, that is registering on behalf of a prospective beneficiary.

Enter the legal name and the Doing Business As name of your company or organization.

If you do not have a Doing Business As name, select the box to indicate this.

SIGNATORY INFORMATION

U.S. Citizenship and Immigration Services

My Account My Clients Profile Inbox Withdrawn G-28s Sign Out

About Registrant About Beneficiary Review and Submit

Employer/agent Authorized signatory

What is the authorized signatory's legal name?

Given name (first name)
 Authorized signatory does not have a first name.

Middle name
 Authorized signatory does not have a middle name.

Family name (last name)
 Authorized signatory does not have a last name.

What is the authorized signatory's title?

What is the authorized signatory's contact information?

Daytime phone number

Email address

Back Next

U.S. Citizenship and Immigration Services

Signatory Information – slide 13

Next, you will enter information for the Authorized Signatory.

The Authorized Signatory is a person at your company or organization who is authorized to sign legal documents on behalf of the company or organization. Enter the first, last and middle name, if applicable, title, phone number and e-mail address for the Authorized Signatory.

Then click “Next.”

BENEFICIARY INFORMATION



U.S. Citizenship and Immigration Services

My Account | My Clients | Profile | Inbox | Withdrawn G-28s | Sign Out

About Registrant | About Beneficiary | Review and Submit

Beneficiary Information

Corporation ABC

Beneficiary Information

Prospective petitioners, or their attorneys or accredited representatives, may submit up to 250 registrations per submission.

[+ Add beneficiary](#)

[Back](#) [Next](#)

U.S. Citizenship and Immigration Services

f t in @ y e

Beneficiary Information – slide 14

The next tab you will see is “About Beneficiary.”

Click “Add beneficiary” to begin entering information for the beneficiary. This is the person that your company or organization is trying to employ.

BENEFICIARY INFORMATION



An official website of the United States government [Help Us Improve](#)

U.S. Citizenship and Immigration Services

My Account [My Clients](#) [Profile](#) [Inbox](#) [Withdrawn G-28s](#) [Sign Out](#)

[About Registrant](#) [About Beneficiary](#) [Review and Submit](#)

[Beneficiary Information](#)

Corporation ABC

Beneficiary Information
Prospective petitioners, or their attorneys or accredited representatives, may submit up to 250 registrations per submission.

What is the beneficiary's legal name?

Given name (first name)
 Beneficiary does not have a first name.

Middle name
 Beneficiary does not have a middle name.

Family name (last name)
 Beneficiary does not have a last name.

Beneficiary Information – slide 15

For the next pages, you will enter the beneficiary's information.

On this page, you will enter the beneficiary's first name, middle name and last name. Remember to check the box if the beneficiary does not have a first, middle, or last name. The beneficiary must have an actual value for at least one of the name fields (i.e., a prospective petitioner cannot check all three boxes to indicate the beneficiary has no first, middle, and last name).

BENEFICIARY INFORMATION



What is the beneficiary's gender?

- Male
 Female

What is the beneficiary's date of birth?

MM/DD/YYYY

Are you requesting consideration under the INA 214(g)(5)(C) advanced degree exemption because the beneficiary has earned, or will earn prior to the filing of the petition, a master's or higher degree from a U.S. institution of higher education?

- Yes
 No

What is the beneficiary's country of birth?

What is the beneficiary's country of citizenship?

What is the beneficiary's passport number?

Beneficiary does not have a passport number.

Save entry Cancel



U.S. Citizenship and Immigration Services

Beneficiary Information – slide 16

On this page, you will enter the beneficiary's gender, date of birth, and confirm if they **will** have a qualifying master's or higher degree from an eligible U.S. institution of higher education at the time of filing the petition that would make them eligible for the advanced degree exemption (master's cap). You will also enter the beneficiary's country of birth, country of citizenship or nationality, and passport number. Then click the blue "Save Entry" button.

BENEFICIARY INFORMATION



U.S. Citizenship and Immigration Services

My Account My Clients Profile Inbox Withdrawn G-28s Sign Out

About Registrant About Beneficiary Review and Submit

Beneficiary Information

Corporation ABC

Beneficiary Information

Prospective petitioners, or their attorneys or accredited representatives, may submit up to 250 registrations per submission.

[Add another beneficiary](#)

Beneficiaries	Action
Smith, John 09/01/1997	Edit Delete
Johnson, Katherine 09/12/1994	Edit Delete
Yoshi, Green 12/30/1995	Edit Delete
Curie, Marie 07/07/1992	Edit Delete

Back Next

Back Next

U.S. Citizenship and Immigration Services

Corporation ABC

Beneficiary Information

Prospective petitioners, or their attorneys or accredited representatives, may submit up to 250 registrations per submission.

You have 250 Beneficiaries in this submission. You must file a new registration to add more beneficiaries for this registrant.

Beneficiary Information – slide 17

You will then have the option to enter additional beneficiaries.
Click “Add another beneficiary.”

All of the beneficiaries that you entered will appear on this page in a table.

If you want to edit any of the information that you entered, you can press edit and go in to edit any of the fields in this draft. To delete them, click the delete button.

Please note that you can submit registrations for up to 250 beneficiaries as part of one payment and submission.

If you wish to register more than 250 beneficiaries, simply repeat this submission and payment process again.

Although you can only submit registrations for up to 250 beneficiaries at a time, there is no overall limit on the total number of registrations you can submit per company.

BENEFICIARY INFORMATION



U.S. Citizenship and Immigration Services

My Account | My Clients | Profile | Inbox | Withdrawn G-28s | Sign Out

About Registrant | About Beneficiary | Review and Submit

Beneficiary Information

Corporation ABC

Beneficiary Information

Prospective petitioners, or their attorneys or accredited representatives, may submit up to 250 registrations per submission.

+ Add another beneficiary

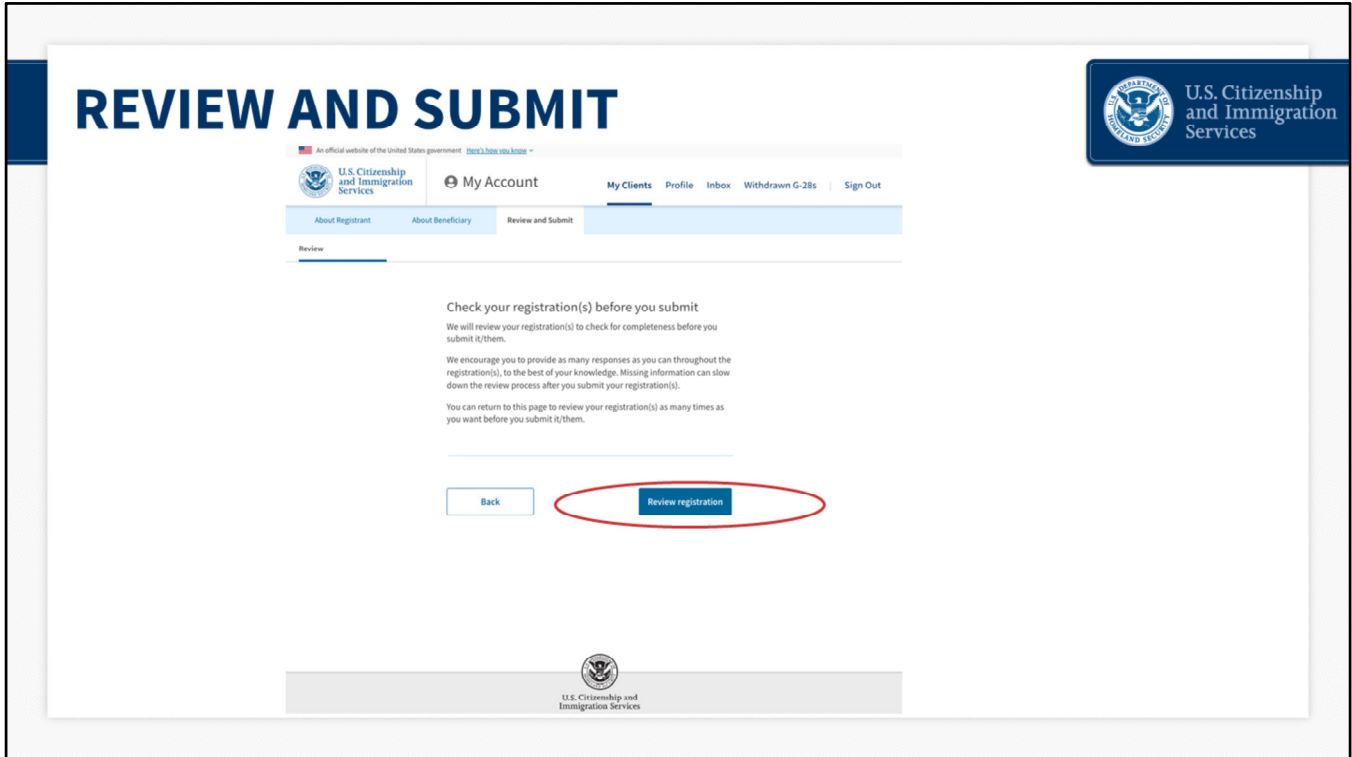
Beneficiaries	Action
Smith, John 09/11/1977	Edit Delete
Jackson, Katherine 09/11/1974	Edit Delete
Yoshi, Green 11/01/1985	Edit Delete
Corn, Marie 01/01/1992	Edit Delete

[Back](#) [Next](#)

U.S. Citizenship and Immigration Services

Beneficiary Information – slide 18

After you enter all of your prospective beneficiaries, select “Next” to continue.



Review and Submit – slide 19

Now you will review the H-1B registration(s) to ensure that all of your responses are accurate to the best of your knowledge. You can return to this page as many times as you want to review your registration(s) before you submit it.

Click “Review Registration.”

Review and Submit – slide 20

This next page will display the total registration fee for this submission. There is a \$10 fee for the registration submitted on behalf of each beneficiary.

This page also notifies the registrant that there are no alerts or warnings, if all of the required data entry fields have been completed.

If you did not complete all of the required fields, this page would display a red warning message with a button to direct you back to the corresponding page to complete that information.

The system checks for completeness, not accuracy. Please review all information entered, for accuracy, before submitting.

Click “Next” at the bottom of the page to proceed.

REVIEW AND SUBMIT



H-1B Registration Summary

Here is a summary of all the information you provided in your submission. Make sure you are only submitting one registration for each beneficiary. Otherwise, all registrations filed by a registrant relating to the beneficiary for the fiscal year are invalid.

Make sure you have provided responses for everything that applies to you before you submit your registration(s). You can edit your responses by going to each registration section using the site navigation.

About Registrant

Employer/agent	
What is the legal name of the prospective petitioner company or organization?	prospective petitioner company
What is the Doing Business As name of the prospective petitioner company or organization?	Doing Business As name
What is the employer identification number (EIN) of the prospective petitioner company or organization?	123456789
What is the primary U.S. office address of the prospective petitioner company or organization?	United States Add 1 Add 2 City, CO, 20000
Authorized signatory	
What is the authorized signatory's legal name?	First
Middle name	Middle
Family name (last name)	last
What is the authorized signatory's title?	auth sig title
What is the authorized signatory's contact information?	(423) 423-4234
Email address	mps-reg-test@test.com

About Beneficiary

Beneficiary information	
Given name (first name)	first
Middle name	middle
Family name (last name)	last
What is the beneficiary's gender?	male
What is the beneficiary's date of birth?	01/01/2000
What is the beneficiary's country of birth?	Algeria
What is the beneficiary's country of citizenship?	Czechia
What is the beneficiary's passport number?	23423423444
Are you requesting consideration under the INA 214(g)(5)(C) advanced degree exemption because the beneficiary has earned, or will earn prior to the filing of the petition, a master's or higher degree from a U.S. institution of higher education?	Yes



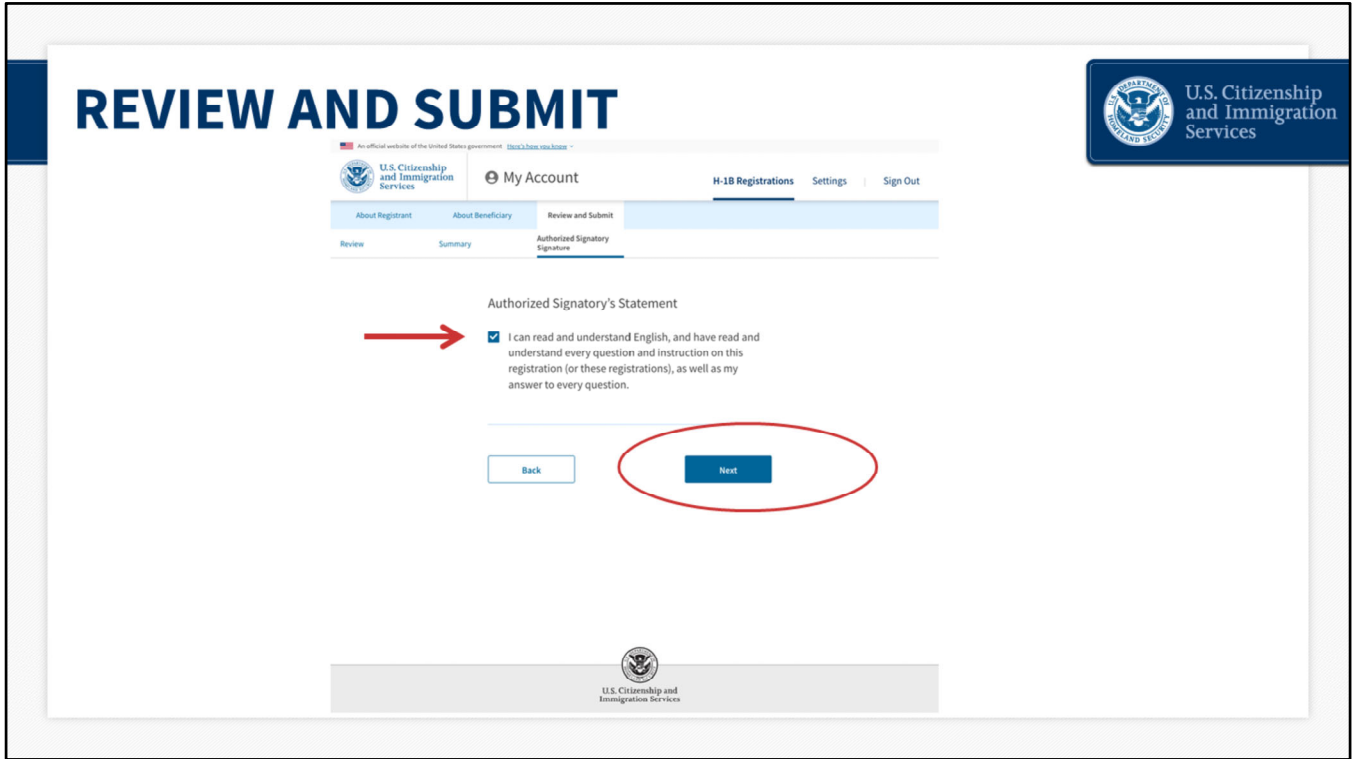
Review and Submit – slide 21

This section provides a summary of the entire submission, beginning with the About Registrant (Employer/Agent) information.

The summary continues with a review of each beneficiary that you entered under this submission. You can scroll down to see each entry.

You can also go to your homepage and export the list of beneficiaries as a csv file. We will walk you through how to do that later in the presentation.

After you review the H-1B Registration summary, click “Next” to continue.



Review and Submit– slide 22

Here, you will review the Authorized Signatory Statement and confirm that you understand all of the questions and instructions. Click “Next” to continue.

REVIEW AND SUBMIT

U.S. Citizenship and Immigration Services

My Account My Clients Profile Inbox Withdrawn G-28s Sign Out

Authorized Signatory's Certification and Signature

You must read and agree to the certification below.

If submitting or authorizing this registration (or these registrations) on behalf of an organization, by my signature, I certify that I am authorized to do so by the organization.

I authorize release of information contained in this submission to other entities and persons where necessary for the administration and enforcement of U.S. immigration laws.

I further certify, under penalty of perjury, that I have reviewed this registration (or these registrations) and that all of the information contained in the submission is complete, true and correct and that I, or the organization on whose behalf this registration (or these registrations) is being submitted, intend to file an H-1B petition on behalf of the beneficiary named in each registration if the beneficiary is selected. I further certify that each registration represents a legitimate job offer.

I have read and agree to the authorized signatory's statement.

Authorized signatory's signature

You must provide your electronic signature below by typing your full legal name. We may consider your registration to be invalid if you do not completely fill out and electronically sign this registration. We will record the date of your signature with your registration.

Back Next

Review and Submit – slide 23

Next, is the Authorized Signatory's certification and signature page.

You will be asked to verify that all of the information entered for the company and beneficiary(ies) is complete, true, and correct.

Once you click, "I have read and agree to the authorized signatory's statement," a signature box will pop up.

Enter your name and press "Next."

Payment– slide 24



The next screen will prompt you to pay for and submit your registration(s).
Click “Pay and submit”


PAYMENT




USCIS H-1B Registration

Please select a payment method:

 I want to pay with a withdrawal from a checking or savings account (ACH) 

I want to pay with a debit or credit card 

[Cancel](#)  [Continue](#)

Payment– slide 25

You will be routed to a different website, pay.gov, where you will pay the H-1B Registration fee.

Pay.gov is a government website separate from the USCIS website. If pay.gov experiences issues and is not able to accept your payment, you will see an error message.

You would log back into your myUSCIS account and go through these steps to pay at a different time.

The myUSCIS system will save your registration(s) until you are able to process the payment. To be considered for the initial registration period and associated selection process, payments and the H-1B registration(s) must be properly submitted before the end of the initial registration period on March 25.

On the pay.gov website, select your payment method and click “Continue.”
For the purposes of this presentation, we will choose credit card payment.

PAYMENT



USCIS H-1B Registration

Review and submit payment

* indicates required fields

Agency Tracking ID: BS6VK0BZPV9CM2

Payment Amount: \$30.00

Payment Method: Plastic Card

Account Holder Name: Erin Knight

Card Type: VISA

Card Number: *****1111

Billing Address: 100 Apple Lane

Billing Address 2:

City: New York

Country: United States

State/Province: NY

ZIP/Postal Code: 10021



I authorize a charge to my card account for the above amount in accordance with my card issuer agreement.

[Previous](#)

[Cancel](#)

[Continue](#)

Payment– slide 26

You will enter all of your billing information and click “continue.” Then you will select the button to certify that you authorize this transaction on your method of payment.

Click “continue” again to finish the payment.

COMPLETE REGISTRATION



An official website of the United States government [Here's how you know](#) ▾



My Account

H-1B Registrations

Settings

Sign Out

You have successfully submitted your H-1B registration(s).

We will notify you when the selection process has ended. You can track the status of your registration(s) through your USCIS account.

Each beneficiary has been assigned a confirmation number. This number is only associated with the submitted registration and cannot be used to track case status using Case Status Online.

[Go to account home](#)

Complete Registration– slide 27

The next page confirms that you have successfully submitted your H-1B registration(s) and provides information on how to track the status of your registration(s).

Click “Go to account home” to return to your dashboard.

COMPLETE REGISTRATION



The screenshot shows the H-1B registration portal interface. On the left, a card for 'Test Company' shows a submitted registration with a status of 'Submitted'. A red arrow points to the 'View CSV of beneficiary table' link. On the right, an Excel spreadsheet displays the data for the submitted registration:

Company	Doing Bus	Submitted	Beneficiary	Beneficiary	Beneficiary	Status
Test Company	#####	Sarah	Brown	#####	'80574636	Submitted
Test Company	#####	John	Smith	#####	'24772536	Submitted

Complete Registration – slide 28

From your homepage, click “View all cases,” to see the current status of all of your H-1B registration(s).

You will see that the status for each registration/beneficiary says “submitted.”

Each beneficiary has also been assigned a confirmation number. This is the unique identifier assigned to each registration for each beneficiary in a submission.

This number is only associated with the H-1B registration and cannot be used to track case status using Case Status Online.

From this homepage you can also click “View csv of beneficiary table,” to download the information.

H-1B REGISTRATION STATUS



Test Company
Submitted on February 16, 2021

We are processing your case. It can take up to 48 hours to process your case information.

Form	Status	Action
H-1B Registration	Submitted	View PDF

Beneficiaries	Status ?	Action
Curie, Marie 07/07/1992	Selected 2022-cf6b-0055-f4e3	View notice
Johnson, Katherine 09/12/1994	Not selected 2022-ce71-904e-cb3c	View notice
Yoshi, Green 12/30/1995	Denied 2022-09ce ea92-0da7	View notice
Smith, John 09/01/1997	Invalidated - Failed Payment 2022-4527-4916-a046	View notice
test, test 02/02/2002	Submitted 2022-e814-1194-4af8	Delete

H-1B Registration Status – slide 29

This screen shows a sample of status updates from the selection process.

After the initial registration period closes, USCIS will conduct the initial selection process. USCIS will notify you, through the method you chose, when there is activity on your account. You can also track the status of your registration through your USCIS account.

After the initial selection process, registrations will be identified as having one of the four following statuses:

“Submitted,” “Selected,” “Denied,” and “Invalidated-Failed Payment.”

Submitted: The registration has been submitted and is eligible for selection. If the initial selection process has been completed, this registration remains eligible, unless subsequently invalidated, for selection in any subsequent selections for the fiscal year for which it was submitted.

Selected: means that you have been selected to file an H-1B cap-subject petition. H-1B cap-subject petitioners, including those eligible for the advanced degree exemption, must have a **“Selected”** registration in order to be eligible to properly file an H-1B cap-subject petition for FY 2022.

Petitioners with selected registrations will be eligible to file an H-1B cap-subject petition only for the beneficiaries named in the selected registrations, beginning April 1, 2021.

Petitioners with selected registrations will need to file within the 90-day period and at the service center, as indicated on the selection notice.

Selection does not guarantee H-1B approval. You are still required to file a paper Form I-129 with evidence that establishes eligibility and pay the required fee.

Petitioners must print and submit a copy of their selection notifications with their petitions.

Denied: Means multiple registrations were submitted by or on behalf of the same registrant for the same beneficiary. If denied as a duplicate registration, all registrations submitted by or on behalf of the same registrant for this beneficiary for the fiscal year are invalid.

As a reminder, you can log into your account to review your registrations and delete duplicates, up until the point that the registration process closes on March 25. After this, remaining duplicate registrations will be considered invalid and the status will indicate "Denied."

Please note, withdrawing an associated G-28 from a registration does not delete a submitted registration from the system. If a registrant and their representative each separately submit a registration for the same beneficiary, even by mistake, it will invalidate the registrations.

Invalidated-Failed Payment: Means a registration was submitted but the payment method was declined, not reconciled, or otherwise invalid. Invalidated registrations are not eligible for consideration in the selection process, or, if the selection process has been completed, are not eligible to support the filing of a cap-subject petition.

Once USCIS has determined they have received sufficient petitions to meet the H-1B regular cap and advanced degree exemption, any registrations that were not selected as part of any selection process will be updated to "**Not Selected**".

"**Not Selected**" means not selected for this fiscal year.

H-1B REGISTRATION STATUS



Test Company
Submitted on February 16, 2021
We are processing your case. It can take up to 48 hours to process your case information.

Form	Status	Action
H-1B Registration	Submitted	View PDF

View CSV of beneficiary table

Beneficiaries	Status	Action
Curie, Marie 07/07/1992	Selected 2022-cf6b-0055-f4e3	View notice
Johnson, Katherine 09/12/1994	Not selected 2022-ce71-904e-cb3c	View notice
Yoshi, Green 12/30/1995	Denied 2022-03c7-ea92-0da7	View notice
Smith, John 09/01/1997	Invalidated - Failed Payment 2022-4527-4916-a046	View notice
test, test 02/02/2002	Submitted 2022-e91e-1194-4af0	Delete

H-1B Registration Status – slide 30

You will be able to log into your USCIS account to see the status updates. Again, “Submitted” registrations will remain in the system, and available for possible selection, until USCIS has determined they have received sufficient petitions to meet the H-1B regular cap and advanced degree exemption. So, the **“Not Selected”** notification will not show for any registration until later.

REMINDERS



The screenshot shows the H-1B Registrations page with the following content:

- Navigation: [H-1B Registrations](#) | [Account Settings](#)
- Section: H-1B Registrations
- Message: The H-1B Registration period is open.
- List:
 - The H-1B Registration period will open from noon Eastern Time on March 9, 2021 to noon Eastern Time on March 25, 2021.
 - Submitting a H-1B Registration does not guarantee an H-1B Visa.
 - H-1B Registrations will NOT be accepted through the U.S. Postal Service.
- Buttons: [File a registration](#) |

The inset screenshot shows the H-1B Registrations page with the following content:

- Navigation: [H-1B Registrations](#) | [Account settings](#)
- Section: H-1B Registrations
- Message: The H-1B Registration period is closed.
- Text: The H-1B Registration period was from March 1, 2020 to March 20, 2020. We are no longer processing H-1B registrations. If you submitted registrations, you can view your history below.

Reminders – slide 31

As a final reminder, you will only be able to register while the H-1B registration period is open from **noon Eastern on March 9 to noon Eastern on March 25**.

The alert at the top of the homepage will indicate when the registration period is open.

If the initial registration period is **open**, this message will display.

All valid registrations received during the initial registration period will be included in the initial selection process regardless of whether they were received on March 9 or March 25.

It does not matter if you enter one registration or 500 registrations. Each valid, individual registration received between March 9 and March 25 will be entered into the selection process, regardless of the day or amount entered.

If the registration period is **closed**, you will no longer be able to select "H-1B Registration" on the "Start a Form" page. You will see an alert, similar to the one above, that explains the registration period is closed.

CONTACT INFORMATION AND RESOURCES



Helpful links and resources:

- Account sign up/login page: my.uscis.gov/account
- Technical support and password resets: <https://my.uscis.gov/account/needhelp>
- USCIS Contact Center: 1-800-375-5283
- uscis.gov/h-1b

Here are some helpful resources and links.

You can log into your myUSCIS account at any time to view status updates.

For technical support and password resets visit the myUSCIS account help page.

If you need to review the steps on how to create an online account, sign into your account, or complete an H-1B registration with USCIS, you can watch helpful videos available on uscis.gov.

You can also call the USCIS customer contact center and our Interactive Voice Response system will provide you with the latest updates on the H-1B electronic registration and selection process.

For more information on the H-1B electronic registration process and implementation, you can visit the H-1B page on uscis.gov.

DISCLAIMER



U.S. Citizenship
and Immigration
Services

This training module is intended solely as informational. It is not intended to, does not, and may not be relied upon to create or confer any right(s) or benefits(s), substantive or procedural, enforceable at law by any individual or other party in benefit applications before USCIS, in removal proceedings, in litigation with the United States, or in any other form or manner. This training module does not have the force of law, or of a DHS directive.



Any questions?

Thank you!

We are very excited about our online services, but there is more work to do. We are continuing to strive to improve these tools and resources every day and your feedback is an invaluable part of that process. We encourage you to please send feedback to us at public.engagement@uscis.dhs.gov.