



National Engagement on Re-Parole for Certain Afghan Nationals

We will begin at 2 p.m. Eastern
Please enjoy our pre-event slides

You will need computer speakers or headphones to hear the presentation and video.

There is no dial-in number.

Information for Afghan Nationals



U.S. Citizenship
and Immigration
Services

Find helpful information for Afghan nationals at uscis.gov/allieswelcome

- Asylum (videos available in [Dari](#) and [Pashto](#))
- Temporary Protected Status
- Green Cards
- Employment Authorization
- Special Immigrant Visas
- Reunification for immediate family members
- Avoid scams



USCIS is licensed to use this image.

Have You Moved?



U.S. Citizenship
and Immigration
Services



Licensed image from the Microsoft PowerPoint image gallery.

Don't miss any notices and documents from USCIS! Give us your new address as soon as you move.

1. If you submitted a form online, or you submitted a paper form and the receipt number begins with IOE, and you linked your paper form to your online account, you can update your address quickly in your USCIS online account at my.uscis.gov.
2. You can also use our change of address tool at uscis.gov/addresschange.

Pre-event slide. We will begin our presentation at 2 p.m. Eastern time.

Don't be a Victim of Immigration Scams



U.S. Citizenship
and Immigration
Services

- Beware of individuals posing as or impersonating U.S. government officials.
- Beware of individuals asking for personal information.
- Beware of scam websites. U.S. government websites end in **.gov**.
- Do not transfer money or pay fees to an individual.
- Watch for identity theft.
- Learn about immigration attorneys and accredited representatives of a recognized organization.



USCIS is licensed to use this image.

Learn more ways to avoid scams at
uscis.gov/avoidscams.

Pre-event slide. We will begin our presentation at 2 p.m. Eastern time.

Multilingual Resource Center



U.S. Citizenship
and Immigration
Services

We have resources in several languages on a variety of topics.

Visit our Multilingual Resource Center at
uscis.gov/tools/multilingual-resource-center.



USCIS is licensed to use this image.



Pre-event slide. We will begin our presentation at 2 p.m. Eastern time.

Don't Miss Our Engagements!



U.S. Citizenship
and Immigration
Services

We post information about our national and local engagements at uscis.gov/outreach.



USCIS is licensed to use this image.



Pre-event slide. We will begin our presentation at 2 p.m. Eastern time.

Electronic Reading Room



U.S. Citizenship
and Immigration
Services

We post some engagement materials in the Electronic Reading Room at uscis.gov/records/electronic-reading-room.



USCIS is licensed to use this image.



Pre-event slide. We will begin our presentation at 2 p.m. Eastern time.

Today's Agenda



U.S. Citizenship
and Immigration
Services

New Re-Parole Application Process

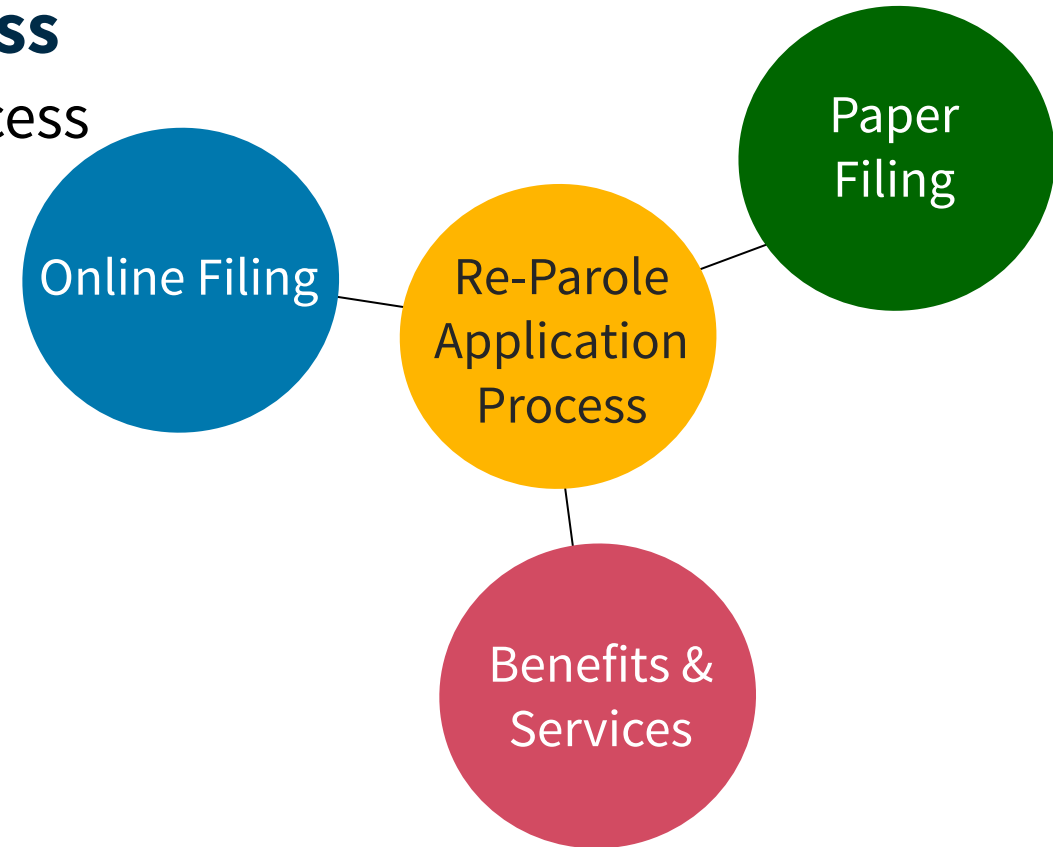
- Overview of the new application process
- Online filing process
- Paper filing process

Benefits and Services

- Federal benefits
- Legal support services

Questions & Answers

- FAQs available at uscis.gov/allieswelcome



Pre-event slide. We will begin our presentation at 2 p.m. Eastern time.



U.S. Citizenship
and Immigration
Services

Afghan Nationals Can Now Apply for Re-Parole



An Overview of the New Streamlined,
Fee-Exempted Application Process

June 8, 2023

Disclaimer



U.S. Citizenship
and Immigration
Services

Materials presented today are for informational purposes only and are not legal advice. The information disseminated today, and statements made by USCIS personnel are intended solely for the purpose of providing public outreach to the agency's stakeholders about issues of mutual interest. It is not intended to, does not, and may not be relied upon to create any right or benefit.



Reminders



1. Send questions from media to media@uscis.dhs.gov.
2. Send questions from congressional offices to usciscongressionalinquiries@uscis.dhs.gov.
3. Today's engagement is being recorded. The recording cannot be used for media attribution.
4. Submit written questions through the Q&A box.
5. Send questions outside the scope of today's engagement to public.engagement@uscis.dhs.gov
6. Find engagement materials in the Electronic Reading Room at uscis.gov/records/electronic-reading-room.





U.S. Citizenship
and Immigration
Services

Opening Remarks

Pending Applications

Asylum and Green Card Filings



U.S. Citizenship
and Immigration
Services

Pending asylum
applications

14,000

Pending Green Card
applications

14,277

If eligible, USCIS will extend parole and work authorization for two years for Afghan parolees who:

- Have a pending application for asylum or adjustment of status (AOS) to lawful permanent resident, including derivatives; or
- Apply for asylum or AOS before their initial parole expires.

These individuals do not need to apply for re-parole.

No Other Filings and TPS



U.S. Citizenship
and Immigration
Services

Have applied for no
immigration benefit

20,100

Pending Temporary
Protected Status
applications

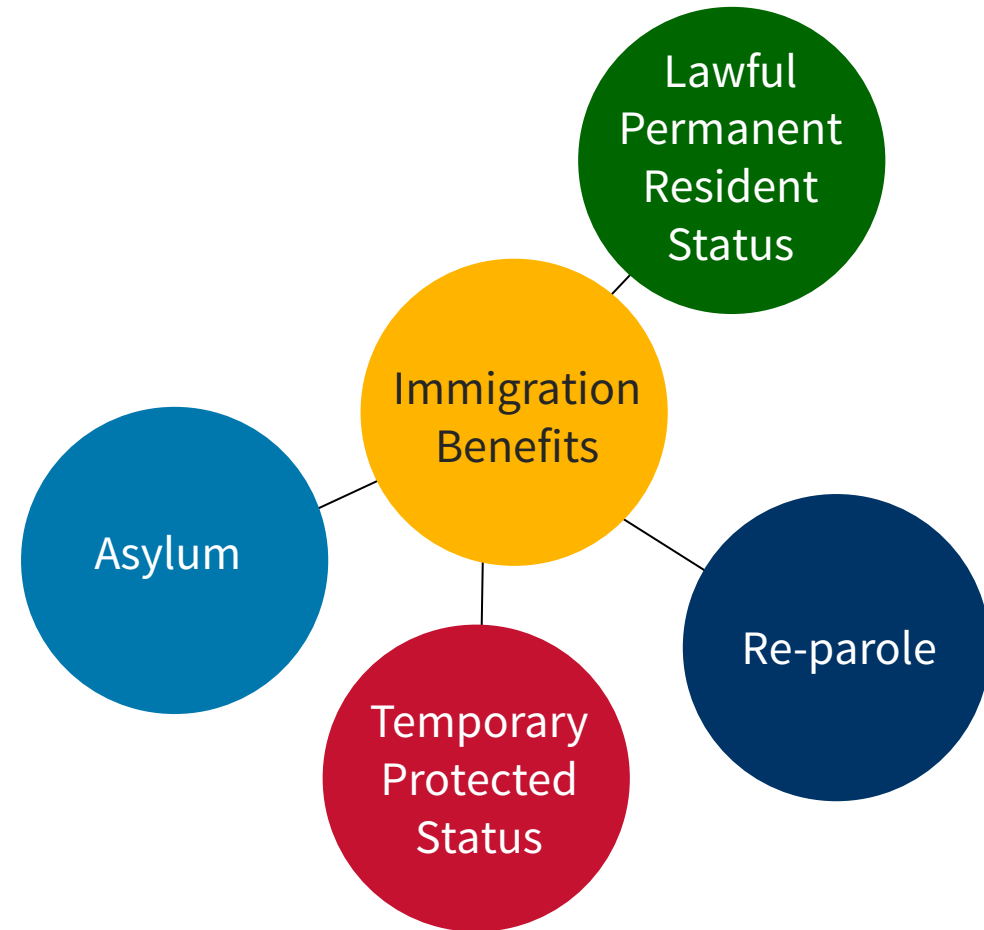
13,200

As of June 8, 2023, eligible Afghan nationals can apply for re-parole and employment authorization for a two-year period of parole under a new streamlined, fee-exempted process, online or via paper application.

Multiple Immigration Pathways



- **Parole** does not lead to immigration status; it does not lead to lawful permanent resident status or U.S. citizenship.
- Noncitizens may pursue multiple immigration benefits at the same time.





U.S. Citizenship
and Immigration
Services

Overview of the New Re-Parole Application Process

Re-Parole Overview



U.S. Citizenship
and Immigration
Services

- **June 8, 2023: New streamlined, fee-exempted re-parole application process opens.**
 - Process only available to individuals filing between June 8, 2023, and July 31, 2024.
 - Two filing options available: Online (my.uscis.gov) and on paper.
- **Afghans are eligible to apply under the new streamlined, fee-exempted application process if paroled into the U.S. on or after July 31, 2021, and have “OAR” or “PAR” Class of Admission on Form I-94, Arrival/Departure Record.**
 - View and print your Form I-94 at i94.cbp.dhs.gov
 - Contact CBP at oawi94adjustments@cbp.dhs.gov with questions about your Class of Admission.

Re-Parole Overview

Employment Authorized Incident to Parole



U.S. Citizenship
and Immigration
Services

- Afghan parolees with an OAR or PAR Class of Admission who have Afghanistan as the country of citizenship on Form I-94 are employment authorized incident to parole.
 - Eligible parolees do not have to wait for a new EAD to arrive to begin working legally in the U.S.
 - Unexpired Form I-94 can be presented to employers as an identity document and employment authorization for purposes of Form I-9, Employment Eligibility Verification for 90 days from the date of hire (or, in the case of reverification, the date employment authorization expires).
 - After the 90-days, parolees must present an EAD or unrestricted Social Security card and acceptable List B identity document from the Form I-9 Lists of Acceptable Documents (such as a state-issued driver's license or identification card).

What You Need to Know...



U.S. Citizenship
and Immigration
Services

About the New Streamlined Application Process for Eligible Afghans

What form should I use?

Form I-131, Application for Travel Document

How much is the filing fee?

There is no filing fee.
Automatic fee exemption. No fee waiver required.

Can I request employment authorization?

Yes, by using Form I-131.
Do not submit Form I-765, Application for Employment Authorization.

Do I need to submit any other forms?

No.
Do not submit Form I-134, Declaration of Financial Support.

Why Apply for Re-Parole Online



U.S. Citizenship
and Immigration
Services

By applying online, you can prevent common mistakes seen on paper-filed forms.

- Missing signature, missing pages, incomplete forms... These mistakes may be why some forms are rejected.
- To apply online, create a free USCIS online account at my.uscis.gov.

! There are errors in About You: Your contact information

[Edit my responses](#)

Online Filing Application Process



U.S. Citizenship
and Immigration
Services

- Use the online Form I-131 to apply for re-parole and request employment authorization at the same time.
 - Do not submit other forms.
 - Fee exemption automatically applies.

File a Form

Select the form you want to file online. Once you start, we will automatically save your information for 30 days, or from the last time you worked on the form.

Fee waiver: If you are requesting a fee waiver, you cannot file online. You must file a paper version of both the Form I-912, Request for Fee Waiver and the form for the specific benefit you are requesting. You can review the fee waiver guidance at www.uscis.gov/feewaiver.

Select the form you want to file online.

I-131, Application for Travel Document

- I-90, Application to Replace Permanent Resident Card
- I-130, Petition for Alien Relative
- I-131, Application for Travel Document
- I-134A, Online Request to be a Supporter and Declaration of Financial Support
- I-539, Application To Extend/Change Nonimmigrant Status
- I-589, Application for Asylum and for Withholding of Removal
- I-765, Application for Employment Authorization

Start form

Requesting Re-Parole Online



- To request re-parole for yourself under this new process, you must select:
 - I am outside the United States, and I am applying for an Advance Parole Document.
 - For minor children, select this option to receive the fee exemption.

What type of application are you applying for?

Note: If you are an Afghan parolee seeking re-parole and requesting an EAD, you must select the option that indicates you are outside the United States and applying for an Advance Parole Document.

 You can file your request online only for certain application types

If your application type does not appear as an option, you must file a [paper Form I-131](#). If you submit online and are not eligible for one of the application types listed as an option, your application may be denied.

- I am outside the United States, and I am applying for an Advance Parole Document
- I am applying for an Advance Parole Document for a person who is outside the United States

Requesting Re-Parole Online




U.S. Citizenship
and Immigration
Services

- Select ‘Yes’ to the question, “Are you applying for re-parole?”
 - By selecting “Yes,” you are requesting re-parole if you were paroled into the United States and need to remain here beyond your initial authorized parole period.
 - For minor children, select this option to receive the fee exemption.

A screenshot of a USCIS online form. The question is "Are you applying for re-parole?". Below the question is a subtext: "You can request re-parole if you were paroled into the United States and need to remain in the United States beyond the authorized parole period to accomplish the purpose for which parole was approved." There are two radio button options: "Yes" (which is selected and has a red arrow pointing to it) and "No". At the bottom of the form are two buttons: "Back" and "Next".

Are you applying for re-parole?

You can request re-parole if you were paroled into the United States and need to remain in the United States beyond the authorized parole period to accomplish the purpose for which parole was approved.

Yes 

No

Back Next

Minors will need their own USCIS online account and a unique email address.

Parents or legal guardians may sign on behalf of a minor child under the age of 14. Children under the age of 14 may also sign for themselves.

Employment Authorization Document Renewal Through the Online Form I-131



U.S. Citizenship
and Immigration
Services

- To request renewal of an Employment Authorization Document (EAD), select **‘Yes’** to request one.
- You will receive a Form I-131 receipt notice, but the built-in EAD functionality will not generate a separate receipt.
- You do not need to submit Form I-765 or Form I-134, or any other forms such as a fee waiver.

Do not email the International Organization for Migration to inquire about a pending EAD. IOM only helped to distribute initial EADs under Operation Allies Welcome.

What is your class of admission?

OAR - Operation Allied Refuge Parole

I am requesting an Employment Authorization Document (EAD) upon approval of my new Operation Allies Welcome (OAW) period of parole.

Yes

No

Back

Next

Online Filing Demonstration of Form I-131



U.S. Citizenship
and Immigration
Services



Click on the image to play video.

Paper Filing Application Process



U.S. Citizenship
and Immigration
Services

- Use the paper Form I-131 to apply for re-parole and request employment authorization at the same time.
 - Do not submit other forms.
 - Fee exemption is automatic.
- USCIS has updated Form I-131.
 - Use the new Form I-131 with edition date **06/06/23**.
 - The previous Form I-131 with edition date 10/31/22 can only be used until August 8, 2023.
 - We will reject all other forms with previous edition dates.

Application for Travel Document
Department of Homeland Security
U.S. Citizenship and Immigration Services

USCIS
Form I-131
OMB No. 1615-0013
Expires 10/31/2025

For USCIS Use Only

Document Issued

Re-entry Permit (Update) / Re-entry Permit (Initial) / Single Adm. Permit / Multiple Adm. Permits (Valid Until)

Address in Part I / U.S. Consulate at: / Int. DES Off. at:

To Be Completed by an Attorney, Representative, or Any

Fill in box if O-2B is attached to represent the applicant.

Attorney State License Number:

Start Here. Type or Print in Black Ink

Part I. Information About You

1.a. Family Name (Last Name) / Other Information

1.b. Given Name (First Name) / 3. Alien Registration Number (A-Number)

1.c. Middle Name / A-

Physical Address (USPS ZIP Code Lookup)

2.a. In Care of Name / 4. Country of Birth

2.b. Street Number and Name / 5. Country of Citizenship

2.c. Apt. / St. / Fl. / 6. Class of Admission

2.d. City or Town / 7. Gender / Male / Female

2.e. State / 2.f. ZIP Code / 8. Date of Birth (mm/dd/yyyy)

2.g. Postal Code / 9. U.S. Social Security Number (if any)

2.h. Province /

2.i. Country /

Form I-131 Edition 06/06/23

Page 1 of 2

Form I-131 Edition 06/06/23

Paper Filing Process Based on Edition Dates



U.S. Citizenship
and Immigration
Services

Edition Date 06/06/23	Edition Date 10/31/22 (Only accepted until Aug. 8, 2023)
Handwrite “REPAROLE” at the top of your paper Form I-131.	Handwrite “REPAROLE” at the top of your paper Form I-131.
Select ‘1.e.’ in Part 2 to request re-parole.	Select ‘1.e.’ in Part 2 to request re-parole.
Select ‘Yes’ in Part 8 to request employment authorization.	To request employment authorization, write “OAW EAD” at the top of the form.
Do not submit Form I-765.	Do not submit Form I-765.

Form I-131 Edition Date 06/06/23




Part 2. Application Type

- 1.a. I am a permanent resident or conditional resident of the United States, and I am applying for a reentry permit.
- 1.b. I now hold U.S. refugee or asylee status, and I am applying for a Refugee Travel Document.
- 1.c. I am a permanent resident as a direct result of refugee or asylee status, and I am applying for a Refugee Travel Document.
- 1.d. I am applying for an Advance Parole Document to allow me to return to the United States after temporary foreign travel.
- 1.e. I am outside the United States, and I am applying for an Advance Parole Document.



Part 8. Employment Authorization Document for New Period of Parole Under Operation Allies Welcome

1. I am requesting an Employment Authorization Document (EAD) upon approval of my new Operation Allies Welcome (OAW) period of parole. Yes No



Didn't Request Employment Authorization?



U.S. Citizenship
and Immigration
Services



Question:

I did not request employment authorization when I filed my paper Form I-131 requesting re-parole. What should I do?



Answer:

You will need to wait until we adjudicate your Form I-131. If it is approved, file Form I-765 with a copy of your Form I-131 approval notice.

Tip: It is easier to request employment authorization when you apply for re-parole using Form I-131 under this new application process.

Instructions for Mailing Paper-Filed Cases



U.S. Citizenship
and Immigration
Services

U.S. Postal Service

USCIS

Attn: I-131 OAW HP

P.O. Box 20800

Phoenix, AZ 85036-0800



FedEx, UPS, or DHL deliveries

USCIS

Attn: I-131 OAW HP

(Box 20800)

2108 E. Elliot Road

Tempe, AZ 85284-1806



Remember! Paper filed cases can still be added to a USCIS online account.

Required Identity Document



U.S. Citizenship
and Immigration
Services

Submit a government-issued identity document. Examples include:

- Both sides of your current Employment Authorization Document or driver's license.
- Passport with English translation.
 - For passports, include copies of the biographical page and ALL visas you have from any country.
- Both sides of your Tazkira with English translation.



USCIS is licensed to use this image.

Did You File for Re-Parole Before the New Process?



U.S. Citizenship
and Immigration
Services

- Alert USCIS if you already filed for re-parole **before June 8, 2023**, when the new streamlined, fee-exempted application process opened.
- Send us an email at HumanitarianParole@uscis.dhs.gov. Include in the subject line:
 - “**Afghan Re-Parole**” and your IOE receipt number.
 - You can find your receipt number on your receipt notice.

Options if You Filed Form I-131 Before June 8, 2023



U.S. Citizenship and Immigration Services

Option # 1

Submit a new re-parole request using the streamlined process, to take advantage of the fee exemption and concurrent EAD request.

To withdraw your pending Form I-131 submitted before June 6, 2023...

Email us at Humanitarianparole@uscis.dhs.gov. Indicate that you are filing for re-parole under the new streamlined application process and wish to withdraw your previously filed I-131.

Option # 2

If you decide not to submit a new request for re-parole under the streamlined process, we will consider your already filed re-parole request.

Only once we approve your re-parole request, may you file a separate request for a new Employment Authorization Document by filing Form I-765.

Consider submitting a new fee-exempt re-parole and EAD request under the new streamlined process.



Office of Refugee Resettlement Updates

Benefits and Services



Certain Afghans may be eligible for federal public benefits:

- ORR-funded benefits and services
 - ✓ Temporary cash assistance
 - ✓ Medical assistance
 - ✓ Case management
 - ✓ Employment services
 - ✓ Legal services
- Other federal means-tested public benefits
 - ✓ Temporary Assistance for Needy Families, Supplemental Security Income, Supplemental Nutrition Assistance Program, etc.



Courtesy of the Department of Defense: Afghan children learning the names of the 50 states in the U.S. at Joint Base McGuire-Dix-Lakehurst, New Jersey, Photo ID 7030815.

Who Is Eligible for ORR-Funded Services



- **Certain Afghan nationals may be eligible for ORR-funded services:**
 - Afghans with parole (including those granted re-parole)
 - Afghan asylees (must be granted asylum, not just applied)
 - Afghan refugees
 - Special Immigrants
- **Important note:** Afghans with only Temporary Protected Status and whose parole period has ended will not be eligible for ORR benefits and services.

Immigration Legal Services for Afghan Arrivals

Funded by the Office of Refugee Resettlement



- The Immigration Legal Services For Afghan Arrivals (ILSAA) project provides free legal support to eligible Afghan families.
- Covers legal services including, but not limited to:
 - Asylum
 - Special Immigrant Visa
 - Adjustment of status to lawful permanent resident
 - Family reunification
 - Family-based petitions
 - Employment authorization
- Visit <https://ilsaa.acf.hhs.gov> for more information.



USCIS is licensed to use this image.

Flyers in Dari and Pashto available!

- [acf.hhs.gov/sites/default/files/documents/orr/ilsaa-handout-english.pdf](https://www.acf.hhs.gov/sites/default/files/documents/orr/ilsaa-handout-english.pdf)
- [acf.hhs.gov/sites/default/files/documents/orr/ilsaa-handout-dari.pdf](https://www.acf.hhs.gov/sites/default/files/documents/orr/ilsaa-handout-dari.pdf)
- [acf.hhs.gov/sites/default/files/documents/orr/ilsaa-handout-pashto.pdf](https://www.acf.hhs.gov/sites/default/files/documents/orr/ilsaa-handout-pashto.pdf)

Important ORR Resources

Questions about eligibility for ORR services:

RefugeeEligibility@acf.hhs.gov

Afghan Assistance Resources

acf.hhs.gov/orr/programs/refugees/afghan-assistance-resources

Contact a resettlement agency in your state:

acf.hhs.gov/orr/map/find-resources-and-contacts-your-state



Afghan Support Centers



Tucson, AZ

June 1 – 3

Sacramento, CA

June 21 – 24

Pittsburgh, PA

July 19 – 22

Seattle, WA

Aug. 16 – 19

Oklahoma City, OK

Sept. 13 - 16

Tulsa, OK

Sept. 20 - 23

Visit centersforafghansupport.org and uscis.gov/outreach for more information.

Avoid Scams



U.S. Citizenship
and Immigration
Services

- Beware of individuals posing as or impersonating U.S. government officials.
- Beware of individuals asking for personal information.
- Beware of scam websites. U.S. government websites end in **.gov**.
- Do not transfer money or pay filing fees for the Form I-131 to an individual, as there is no filing fee.
- Watch for identity theft.
- Learn about immigration attorneys and accredited representatives of a recognized organization.



USCIS is licensed to use this image.

Learn more ways to avoid scams at uscis.gov/avoidscams.

Important USCIS Resources



U.S. Citizenship
and Immigration
Services

Information for Afghan Nationals

- uscis.gov/allieswelcome
- uscis.gov/i-131
- **New!** Video available on how to file for re-parole online at youtube.com/watch?v=M3BU-89MGlc

USCIS Online Account

- my.uscis.gov
- uscis.gov/about-us/contact-us/how-do-i-get-a-new-online-access-code

How to Create a USCIS Online Account Videos

- Dari - youtube.com/watch?v=1m1nQPFwiX0
- Pashto - youtube.com/watch?v=ndx9SL4LZIA

File Online

- uscis.gov/file-online (filing tips are available)

Technical Support for Your Account

- my.uscis.gov/account/v1/needhelp

Change Your Address

- uscis.gov/addresschange
- uscis.gov/ar-11

Electronic Reading Room

- uscis.gov/records/electronic-reading-room

Upcoming National Engagements

- uscis.gov/outreach

Get USCIS and DHS News

- uscis.gov/news and dhs.gov/news

Concluding Remarks



U.S. Citizenship
and Immigration
Services

- For additional questions, please email public.engagement@uscis.dhs.gov.
- For more information on our national engagements, visit uscis.gov/outreach.
- Follow us on [Twitter](#), [Instagram](#), [YouTube](#), [Facebook](#), and [LinkedIn](#).

 **USCIS** @USCIS · 14m

June 21-24 an Afghan Support Center will be open in Sacramento, CA. This no-cost event will include legal service providers and other organization to assist with Afghan resettlement.
To learn more, visit: centersforafghansupport.org/Sacramento/



**Afghan Support Center
in Sacramento, CA**

SAFE Credit Union Convention Center
1401 K Street | Ballroom A

Wednesday, June 21 - Friday, June 23
10 a.m. - 8 p.m.

Saturday, June 24
10 a.m. - 5 p.m.

 U.S. Citizenship
and Immigration
Services

ALT

1 3 11

Dissemination



U.S. Citizenship
and Immigration
Services

This presentation may not be reproduced or further disseminated without the express written consent of USCIS.

Please contact the Public Engagement Division for additional information at public.engagement@uscis.dhs.gov.



About this Presentation



U.S. Citizenship
and Immigration
Services

Author: USCIS

Date of last revision: June 8, 2023

This presentation contains no sensitive Personally Identifiable Information (PII).

Any references in documents or text, with the exception of case law, relate to fictitious individuals.

All images in this presentation are owned by USCIS.





Thank you for joining today's engagement.



For more information on our national engagements, visit uscis.gov/outreach.

Follow us on [Twitter](#), [Instagram](#), [YouTube](#), [Facebook](#), and [LinkedIn](#).