

# Eligible to Naturalize Fact Sheet



U.S. Citizenship  
and Immigration  
Services

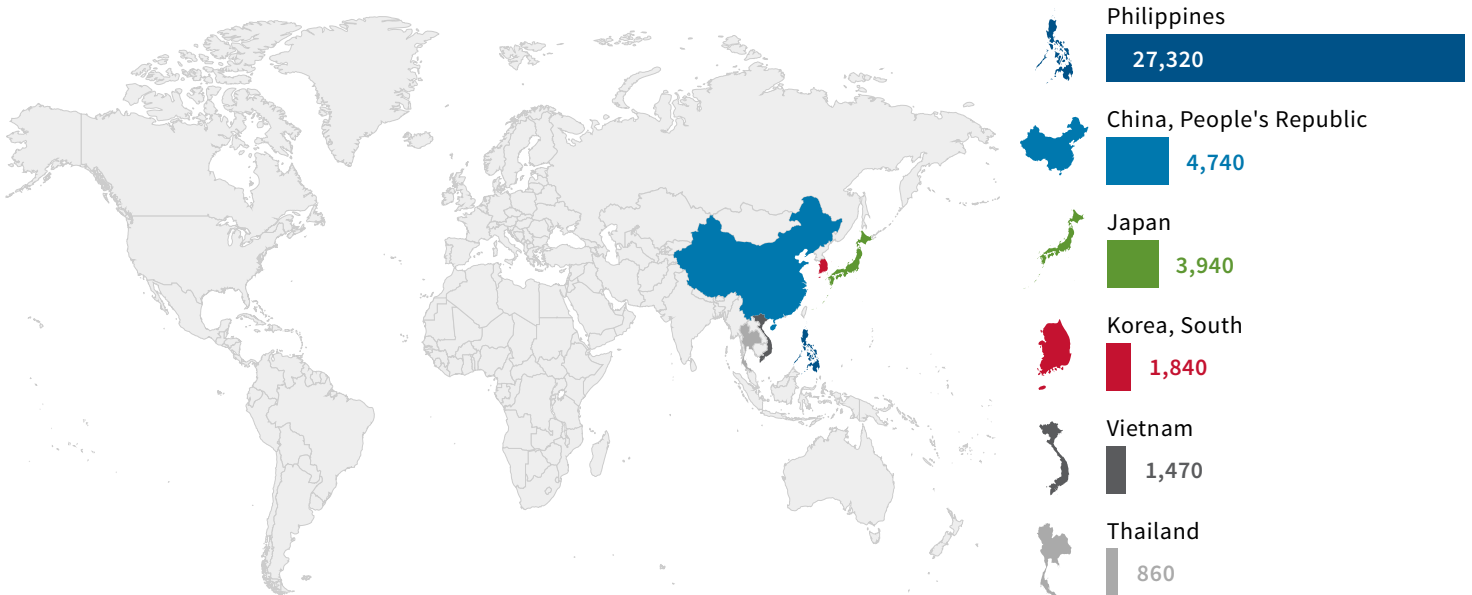
State of Hawaii 49,080 Eligible to Naturalize

Data Source: Office of Immigration Statistics

This fact sheet provides information on select characteristics of people with Lawful Permanent Residence (LPR) status, also known as Green Card holders. Generally, an LPR is eligible to become a naturalized U.S. citizen after meeting certain requirements. Providing more information on the eligible to naturalize population is in keeping with the Executive Order on Restoring Faith in Our Legal Immigration Systems and Strengthening Integration and Inclusion Efforts for New Americans (E.O. 14012).

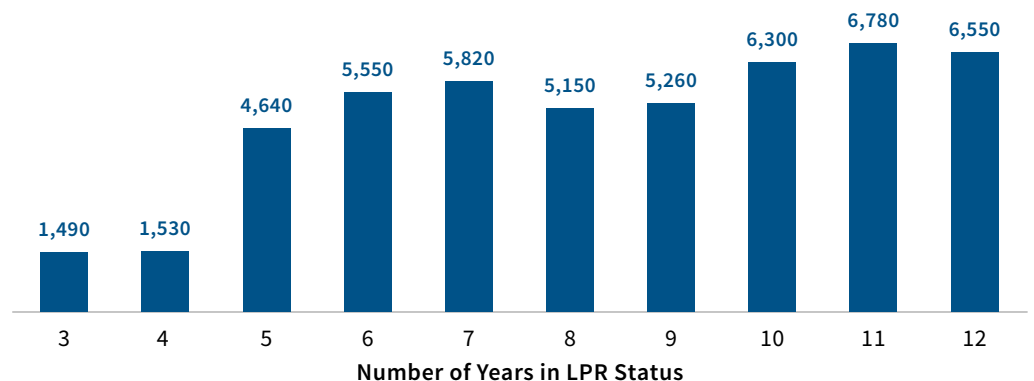
Throughout our history, the United States has welcomed immigrants from all over the world who have helped shape and define our country. Granting citizenship to eligible lawful permanent residents is vital to our nation's security, economic prosperity, and a future built on the principles of the U.S. Constitution. Some of the benefits to becoming a U.S. citizen include the right to vote, traveling with a U.S. passport, bringing family members to the U.S., applying for federal jobs, and becoming an elected official.

## Top Countries of Birth



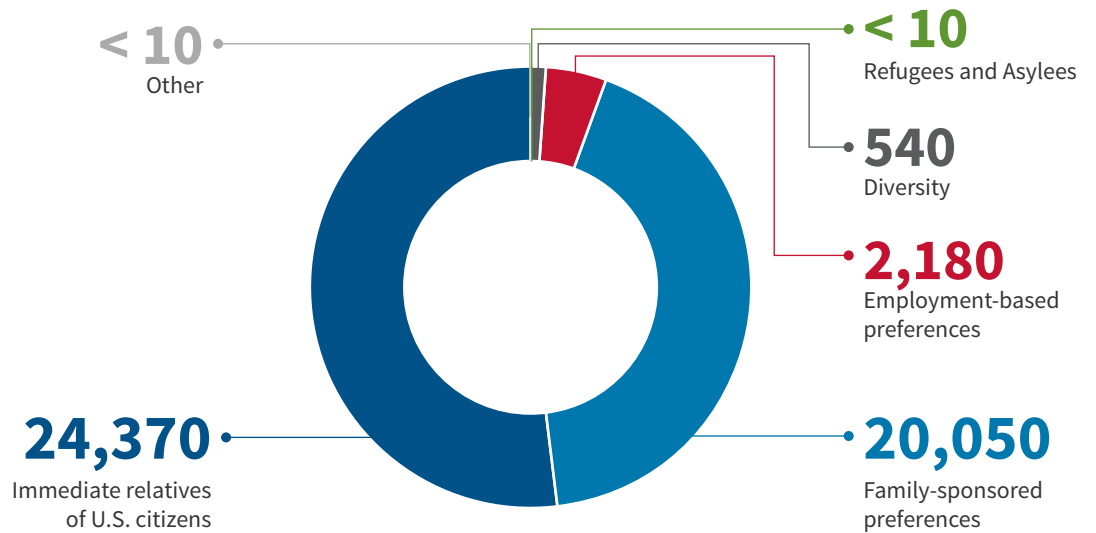
## Number of Years in LPR Status

Generally, a Lawful Permanent Resident (or LPR) is eligible to become a naturalized U.S. citizen after meeting certain requirements such as length of time in LPR status; the length of time depends on the class of admission they were given as an LPR.

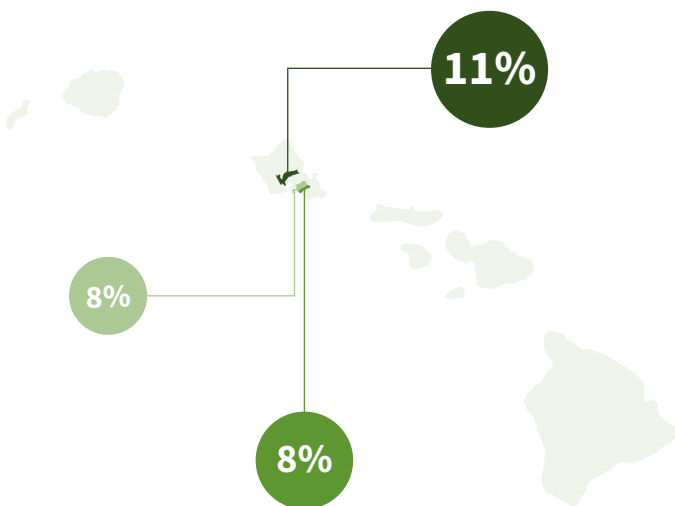


## LPRs by Category of Admission

After meeting certain eligibility requirements, a person can gain LPR status through employment, family relationships, the diversity visa program, or as a refugee or asylee, among other ways.



## Concentration of Eligible to Naturalize in the Region

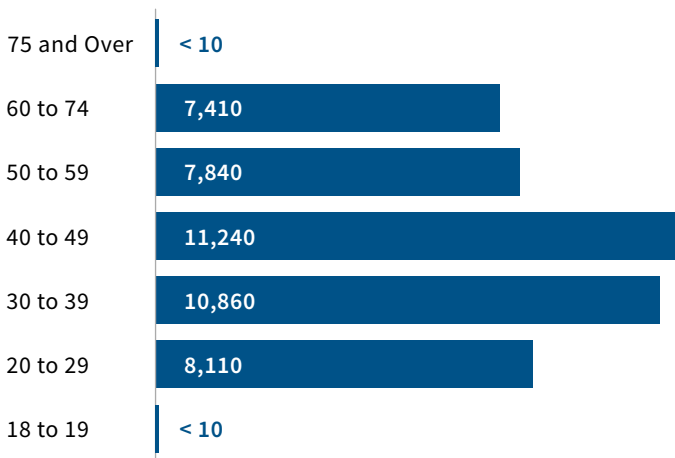


**27%** of the eligible to naturalize population resides in **three** counties.

96797: 5,200	96817: 4,150	96819: 3,910	
96706: 2,930	96786: 1,250	96734: 650	96754: 110
96815: 1,970	96701: 1,060	96766: 650	96752: 110
96732: 1,850	96789: 1,020	96825: 620	96748: 110
96818: 1,830	96707: 1,010	96744: 610	96783: 110
96813: 1,710	96753: 990	96746: 490	96747: 100
96822: 1,420	96793: 890	96762: 280	96731: 100
96816: 1,410	96740: 780	96750: 130	
96826: 1,400	96782: 770	96738: 130	
96761: 1,340	96792: 680	96756: 130	
96814: 1,260	96720: 660	96704: 110	

**Note:** All other zip codes: <100

## Eligible to Naturalize by Age



## Eligible to Naturalize by Gender

