

**U.S. Citizenship and Immigration Services
Form I-526, Immigrant Petition by Alien Entrepreneur and Form I-829, Petition by Entrepreneur to Remove Conditions
Service-wide Receipts, Approvals, Denials
Fiscal Year(s): 2005 - 2012**

Fiscal Year	I-526				I-829			
	Receipts	Approvals	Denials	Approval Percentage	Receipts	Approvals	Denials	Approval Percentage
2005	332	179	156	53%	37	184	112	62%
2006	486	336	124	73%	89	106	108	50%
2007	776	473	148	76%	194	111	49	69%
2008	1,257	640	120	84%	390	159	68	70%
2009	1,028	1,262	207	86%	437	347	56	86%
2010	1,955	1,369	165	89%	768	274	56	83%
2011	3,805	1,563	371	81%	2,345	1,067	46	96%
2012	6,041	3,677	957	79%	712	736	60	92%
Grand Total	15,680	9,499	2,248	81%	4,972	2,984	555	84%

Data: Based on September Preliminary 2012 Data

Source: Performance Analysis System (PAS)

Report Date: April 23rd, 2012; updated October 25th, 2012

Report Frequency: Quarterly

By: Office of Performance and Quality (OPQ), Data Analysis and Reporting Branch (DARB) - DL & MR

Parameters:

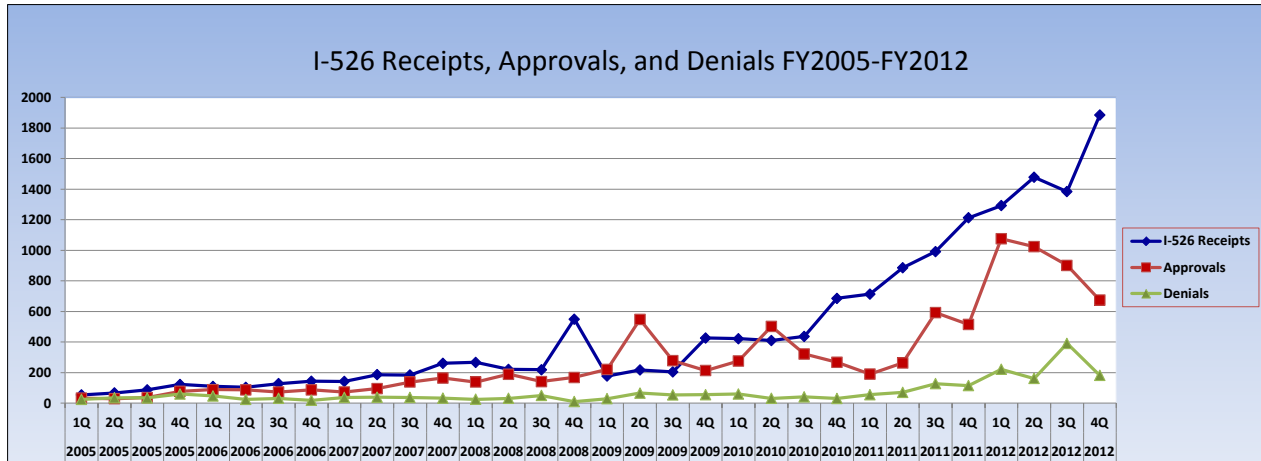
Date: Fiscal Years 2005-2012

Data Type(s): Receipts, Approvals, Denials

Form Type(s): I-526, I-829

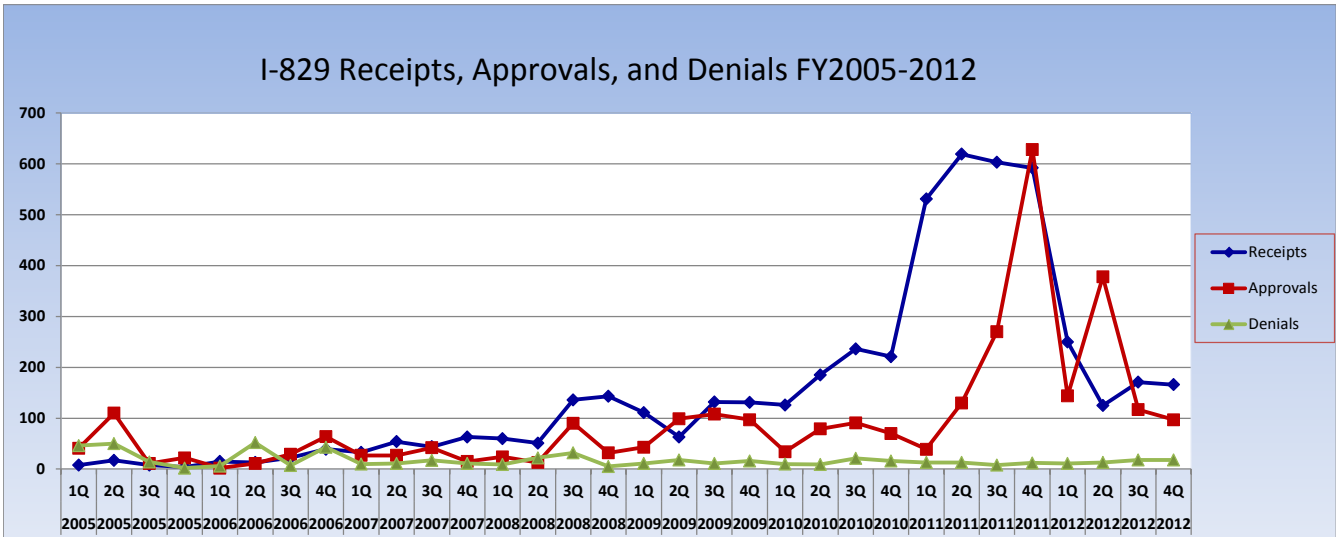
USCIS Domestic Field Offices & Service Centers: Agency-wide

U.S. Citizenship and Immigration Services Form I-526, Immigrant Petition by Alien Entrepreneur Service-wide Receipts, Approvals, Denials Fiscal Year(s): 2005 - 2012				
FY	Fiscal Quarter	Receipts	Approvals	Denials
2005	1Q	55	34	25
2005	2Q	67	30	36
2005	3Q	87	37	35
2005	4Q	123	78	60
2006	1Q	110	89	48
2006	2Q	104	87	25
2006	3Q	128	73	32
2006	4Q	144	87	19
2007	1Q	143	73	38
2007	2Q	187	96	39
2007	3Q	185	139	38
2007	4Q	261	165	33
2008	1Q	267	139	26
2008	2Q	221	190	32
2008	3Q	219	142	51
2008	4Q	550	169	11
2009	1Q	178	221	30
2009	2Q	218	548	66
2009	3Q	205	279	55
2009	4Q	427	214	56
2010	1Q	422	276	60
2010	2Q	410	503	32
2010	3Q	437	322	42
2010	4Q	686	268	31
2011	1Q	714	191	56
2011	2Q	886	264	71
2011	3Q	992	593	128
2011	4Q	1213	515	116
2012	1Q	1293	1076	222
2012	2Q	1478	1024	162
2012	3Q	1385	902	391
2012	4Q	1885	675	182
2012	2Q	1478	1025	162



Data: Based on September Preliminary 2012 Data
 Source: Performance Analysis System (PAS)
 Report Date: April 23rd, 2012 updated October 25th, 2012
 Report Frequency: Quarterly
 By: Office of Performance and Quality (OPQ), Data Analysis and Reporting Branch (DARB) - DL
 Parameters:
 Date: Fiscal Years 2005-2012
 Data Type(s): Receipts, Approvals, Denials
 Form Type(s): I-526
 USCIS Domestic Field Offices & Service Centers: Agency-wide

U.S. Citizenship and Immigration Services Form I-829, Petition by Entrepreneur to Remove Conditions Service-wide Receipts, Approvals, Denials Fiscal Year(s): 2005 - 2012				
FY	Fiscal Quarter	Receipts	Approvals	Denials
2005	1Q	8	41	46
2005	2Q	17	110	50
2005	3Q	8	11	14
2005	4Q	4	22	2
2006	1Q	15	2	6
2006	2Q	13	11	52
2006	3Q	22	29	7
2006	4Q	39	64	43
2007	1Q	33	27	10
2007	2Q	54	27	11
2007	3Q	44	42	17
2007	4Q	63	15	11
2008	1Q	60	24	9
2008	2Q	51	13	22
2008	3Q	136	90	32
2008	4Q	143	32	5
2009	1Q	111	43	11
2009	2Q	63	99	18
2009	3Q	132	108	11
2009	4Q	131	97	16
2010	1Q	126	34	10
2010	2Q	185	79	9
2010	3Q	236	91	21
2010	4Q	221	70	16
2011	1Q	531	39	13
2011	2Q	619	130	13
2011	3Q	603	270	8
2011	4Q	592	628	12
2012	1Q	250	144	11
2012	2Q	125	378	13
2012	3Q	171	117	18
2012	4Q	166	97	18



Data: Based on September Preliminary 2012 Data
Source: Performance Analysis System (PAS)
Report Date: April 23rd, 2012 Updated October 25th, 2012
Report Frequency: Quarterly
By: Office of Performance and Quality (OPQ), Data Analysis and Reporting Branch (DARB) - DL
Parameters:
Date(s): Fiscal Years 2005-2012
Data Type(s): Receipts, Approvals, Denials
Form Type(s): I-829
USCIS Domestic Field Offices & Service Centers: Agency-wide

**U.S. Citizenship and Immigration Services
Number of Approved EB5 Regional Centers
Fiscal Year(s): 2007 - 2012**

FY07	11
FY08	25
FY09	72
FY10	114
FY11	174
FY12	211

Source: ICLAIMS California Service Center

Report Date: April 23rd, 2012 updated October 25th, 2012

Report Frequency: Quarterly

By: Office of Performance and Quality (OPQ), Data Analysis and Reporting Branch (DARB) - DL

Parameters:

Date: Fiscal Years 2007-2012

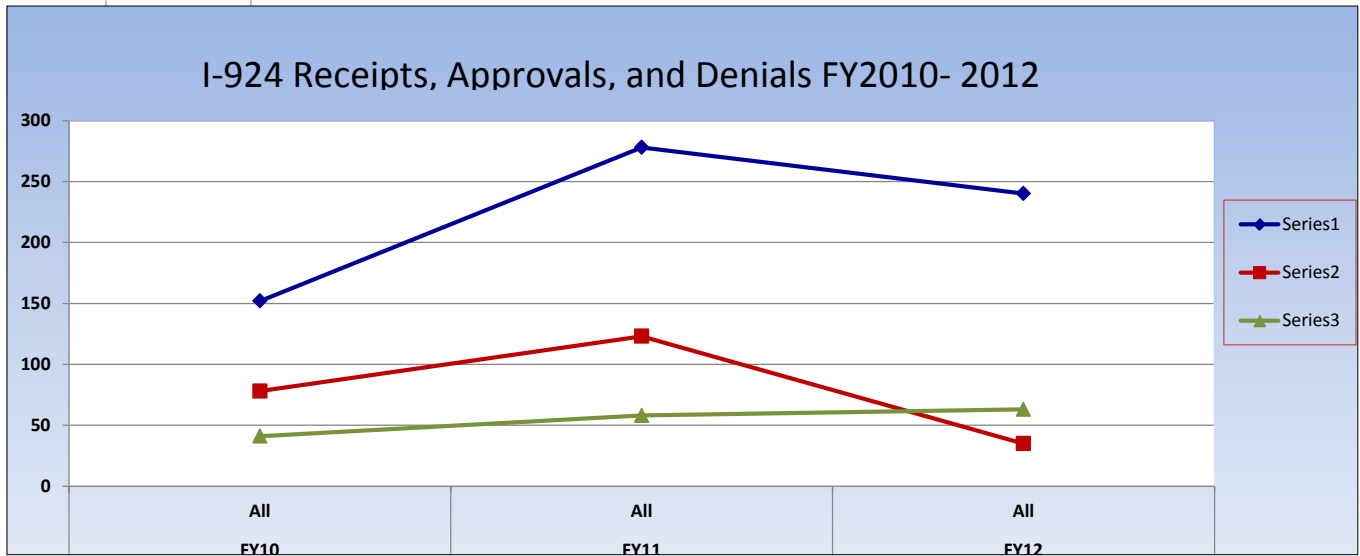
Data Type(s): Number of Regional Center approved for EB-5

Form Type(s): I-526, I-829

USCIS Domestic Field Offices & Service Centers: Agency-wide

**U.S. Citizenship and Immigration Services
Form I-924, Application for Regional Center
Combined Initial and Amendment Applications
Service-wide Receipts, Approvals, Denials
Fiscal Year(s): 2010-2012**

FY	Fiscal Quarter	Receipts	Approvals	Denials
FY10	All	152	78	41
FY11	All	278	123	58
FY12	1Q	60	14	22
FY12	2Q	54	8	9
FY12	3Q	49	8	13
FY12	4Q	77	5	19
FY12	All	240	35	63



Source: ICLAIMS California Service Center and PAS data based on September 2012 Preliminary Report

Report Date: April 23rd, 2012 updated October 25th, 2012

Report Frequency: Quarterly

By: Office of Performance and Quality (OPQ), Data Analysis and Reporting Branch (DARB) - DL

Parameters:

Date: Fiscal Years 2010-2012

Data Type(s): Receipts, Approvals, Denials for initial and amendment applications

Form Type(s): I-924

USCIS Offices/Centers: Service-wide